
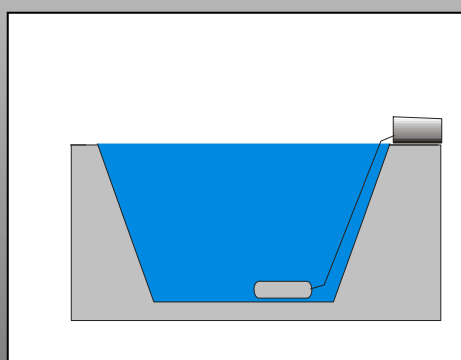
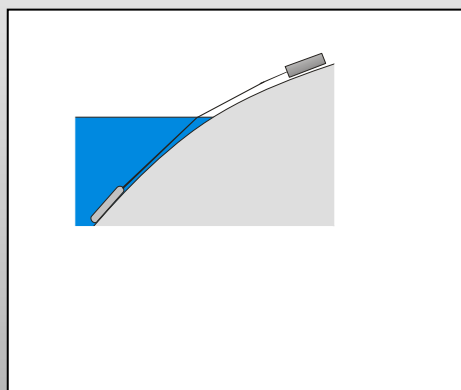
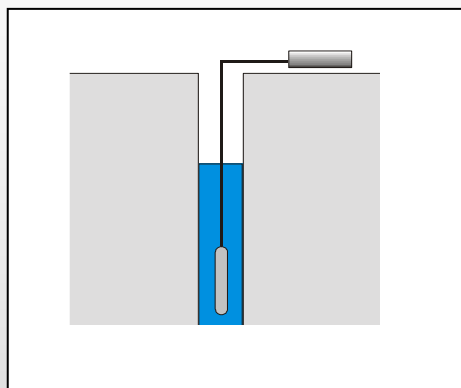


Druck Pressure Sensors: High Performance Level Pressure Sensors



salamander



- High Accuracy Level Pressure Sensors
- Fully welded titanium construction acetel nose cone
- Compact 17.5mm diameter package
- Temperature compensation -2 – 30 °C

Range (metres)	Cable length	Typical Applications
0 - 0.5	5	Shallow rivers
0 - 1.5	5	Rivers, stilling wells, Borehole water levels
0 - 3.5	5	Rivers, stilling wells, Borehole water levels
0 - 10.0	15	Borehole water levels, lakes, reservoirs
0 - 20.0	25	Borehole water levels, lakes, reservoirs
0 - 50.0	55	Deep boreholes

Specification		Units
Full scale output	2500	mV
Accuracy	+/-0.1	% FS
Response time	4	sec
Linearity	+/-0.1	%FSO
Temperature Compensation	+/- 0.3	% FS

Description	Range s	Units	Code	Cable length (m) std	Termination (CFE, WP)
Druck gauge bridge transducer (vented)	0.5	m	GD/0.5/	5/	WP or CFE
	1.5	m	GD/1.5/	5/	WP or CFE
	3.5	m	GD/3.5/	5/	WP or CFE
	10	m	GD/10/	15/	WP or CFE
	20	m	GD/20/	25/	WP or CFE
	50	m	GD/50/	55/	WP or CFE

Example code: GD/10/15/WP

Gauge pressure sensor, 15 metres cable terminating in a waterproof connector.

Connector options WP (waterproof 5 pin Tajimi) or CFE (Clean finished ends for screw terminals)

For further information please contact: Salamander sales

Tel: 0845 053 1234

Fax: 0845 053 1235

www.salamander-group.co.uk

sales@salamander-group.co.uk